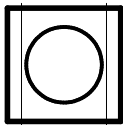


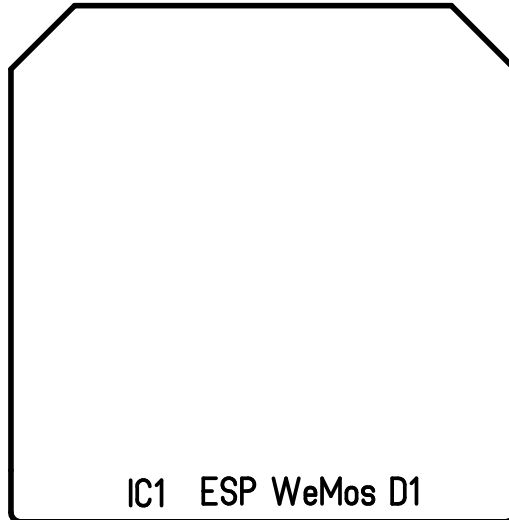
WWW. ICPLAN. DE

RS485 WR Leistungssteuerung V1.00

S1

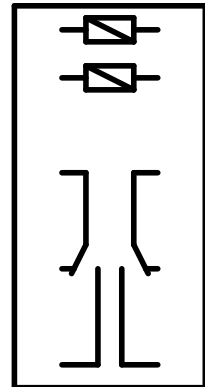


MODE




IC1 ESP WeMos D1

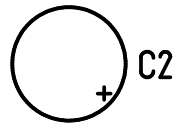
RE1



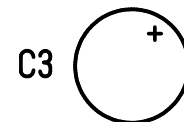

K1



NO NC C



IC4
AC-05-3




C3

L1

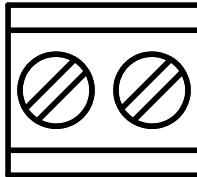


K5



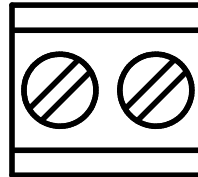
~ ~
230VAC

K4



+ -
12-40DC

K2



B A
RS485

K3



TERM